



National Marine Manufacturers Association

nmma.org

ECONOMIC SIGNIFICANCE OF RECREATIONAL BOATING IN GEORGIA

CONGRESSIONAL DISTRICT 11

Number of Recreational Boats*	21,500
Recreational Boating Industry Businesses	45
Total Jobs	2,006
Annual Recreational Boating-Related Spending	\$106.5 MILLION





TOTAL ANNUAL ECONOMIC IMPACT OF RECREATIONAL BOATING:

\$252.8 MILLION

RECREATIONAL BOATS IN GA-11

TOTAL BOATS* ▶ 21,500

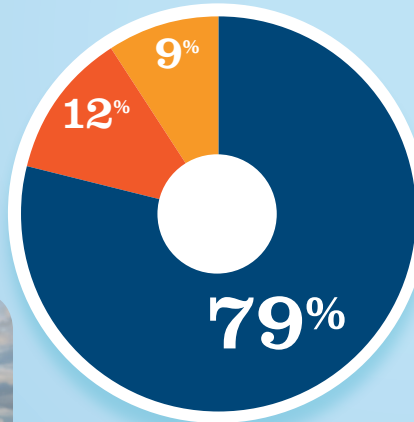
REGISTERED BOATS	21,500
Power boats	16,910
PWCs	4,114
Sailboats	381
Other Boats	95
HOUSEHOLDS PER BOAT	12.2



* Total boats are registered boats as reported by states to the USCG.

RECREATIONAL BOATING CREATES JOBS IN GA-11

TOTAL BOATING JOBS	▶ 465
Boat Building	-
Motor / Engine Mfgr.	-
Accessory / Supplies Mfgr.	39
Dealers / Wholesalers	57
Boat Services	369

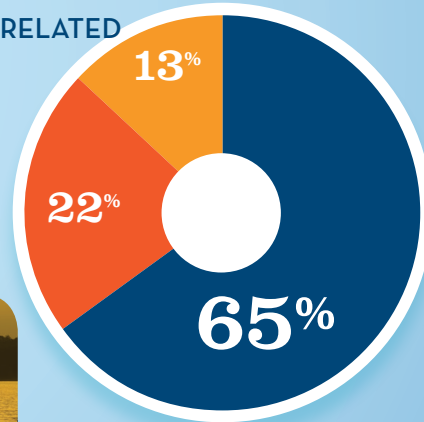


● BOAT BUILDING †
● MOTOR/ENG. MFGR. †
● ACC./SUPPLIES MFGR.
● DLRS/WHOLESALERS
● BOAT SERVICES † 0%



RECREATIONAL BOATING-RELATED BUSINESSES IN GA-11

TOTAL BUSINESSES	▶ 45
Boat Building	-
Motor / Engine Mfgr.	-
Accessory / Supplies Mfgr.	6
Dealers / Wholesalers	10
Boat Services	29

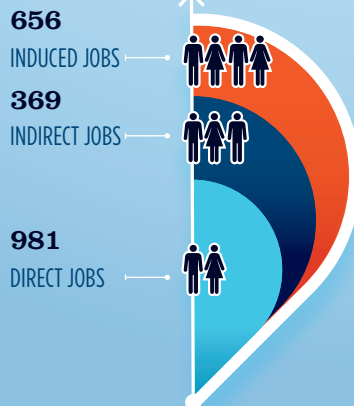


● BOAT BUILDING †
● MOTOR/ENG. MFGR. †
● ACC./SUPPLIES MFGR.
● DLRS/WHOLESALERS
● BOAT SERVICES † 0%



ESTIMATED JOBS IMPACT OF RECREATIONAL BOATING-RELATED SPENDING IN GA-11

EST. TOTAL JOBS	▶ 2,006
EST. TOTAL LABOR INCOME	▶ \$83.4 MILLIONS
Est. Direct Income	\$34.1
Est. Indirect Income	\$20.6
Est. Induced Income	\$28.7



RECREATIONAL BOATING INDUSTRY SALES IN GA-11

Boat Building	\$0.0	\$0.0 MILLION
Motor / Engine Mfgr.	\$0.0	\$0.0 MILLION
Accessory / Supplies Mfgr.	\$9.4	\$9.4 MILLION
TOTAL MFG. SALES	▶ \$9.4	
Dealers / Wholesalers	\$26.8	\$26.8 MILLION
Boat Services	\$75.5	\$75.5 MILLION
TOTAL RETAIL & SERVICES SALES	▶ \$102.3	

● BOAT BUILDING
● MOTOR/ENG. MFGR.
● ACC./SUPPLIES MFGR.
● DLRS/WHOLESALERS
● BOAT SERVICES

Source: NMMMA's Center of Knowledge; Recreational Marine Research Center at Michigan State University